



ShoppingTomorrow 2018

The future of retail according to consumers and experts

This GfK report has been created on behalf of ShoppingTomorrow and with the cooperation of the several ShoppingTomorrow expert groups and sector associations.

The report has been assembled by the GfK editorial office, consisting of:

Danny van den Burg
Lisanne van Knippenberg

For more information about the study you can contact Danny van den Burg (Danny.vandenBurg@gfk.com).

Copyright © GfK

Distribution to other parties and/or publication of the report (or parts of it) is solely allowed with the written consent of GfK.

Content



1

Preface

2

The Future of Shopping

- Expected trends in online & offline shopping
 - Mobile Commerce: it's all about mobile
 - Cross border shopping: a whole new world?
 - Diving into the online purchase journey: about delivery & returns, packaging & sustainability, new technologies
 - Category specific insights
-

3

Appendix

1

Preface

The future of shopping according to consumers and experts

As partner of the ShoppingTomorrow research and action program, GfK conducted both a consumer study and an expert study this year to gain insights that leads to concrete actions on several key topics like mobile commerce, privacy, cross border shopping, Smart Home, sustainability and the future of shopping centers. All these themes are connected by the following central question: **How will the consumer shop in 5 years** and what actions should be taken **on a national, branch and company level** upon that **B2C-operating companies** can successfully respond to this, both nationally and internationally?

This study is a co creation of input, generated by several expert teams, which can be split in 4 key shopper related themes:

- Expected trends in online & offline shopping
- Mobile commerce: it's all about mobile
- Cross border shopping: a whole new world
- Diving into the online purchase journey: about delivery & returns, packaging & sustainability

GfK interviewed more than 1.000 Dutch consumers and 91 experts with an online questionnaire. Additionally GfK spoke to 10 experts and asked their opinion about the key topics and their expectation about the future. Together the input results in this extensive report with lots of relevant shopping behavior insights.

Sometimes these insights will support your assumptions; sometimes you will notice that your own expectations are way out of line with the consumer's and/or expert's choice and sometimes you will see that consumers do not have any expectations as long as they are not seduced by a disruptive first mover! One way or the other, the outcome is another valuable ShoppingTomorrow contribution that helps you to take the most appropriate actions to anticipate on the rapidly changing shopping behavior, now and in 5 years.



Danny van den Burg

Retail Sales Lead

GfK

danny.vandenburg@gfk.com



Sophie van Rooij

Program Manager

ShoppingTomorrow

sophievanrooij@thuiswinkel.org



Inge Demoed

Program Manager

ShoppingTomorrow


ingedemoed@thuiswinkel.org

2

The Future of Shopping

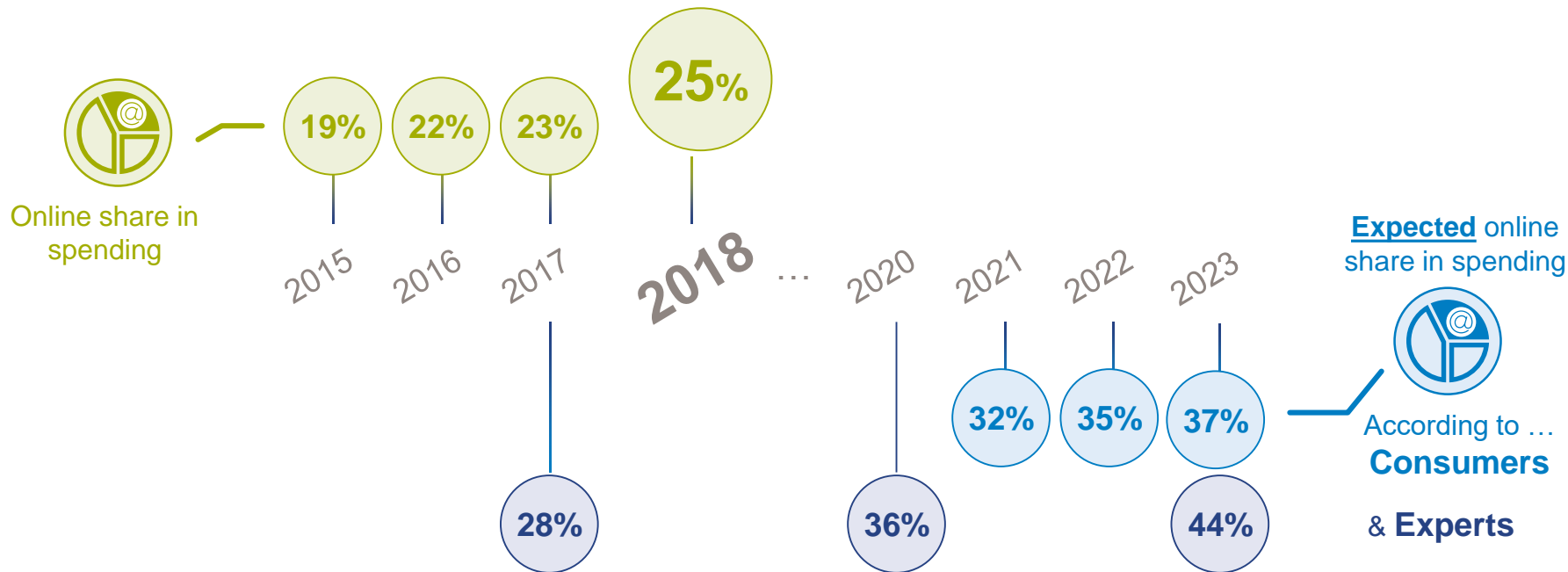


Expected trends
in online & offline
shopping



Both consumers (+12%) and experts (+19%) expect further growth of the online channel

(Expected) overall B2C online share in value

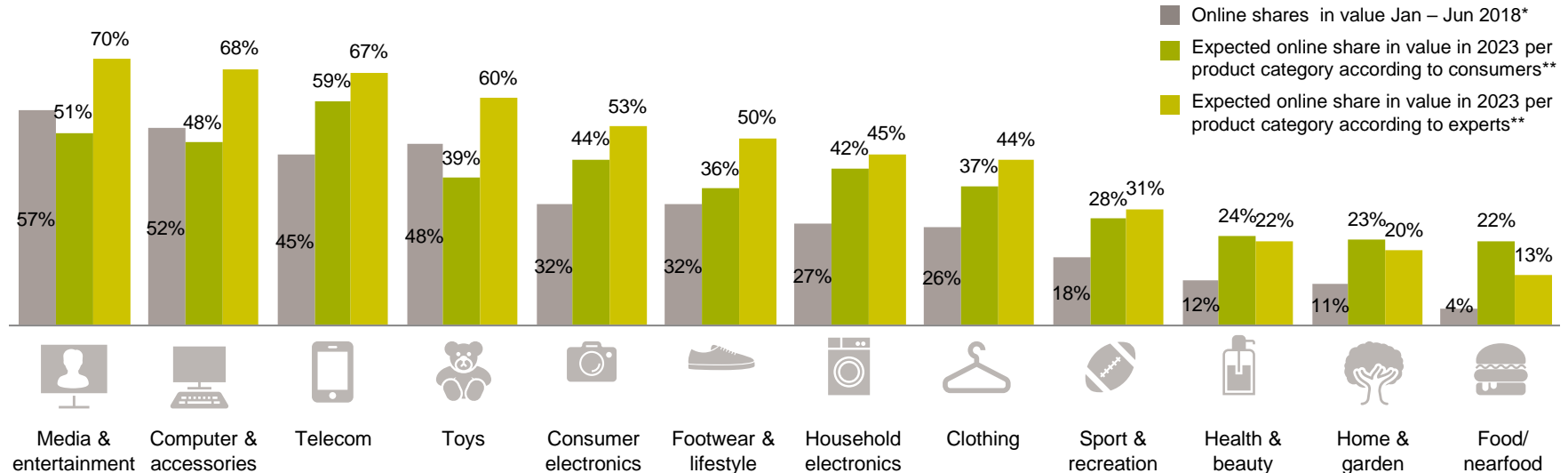


Total B2C online share in value including product and services
 Source: Thuiswinkel Markt Monitor, Q2 2015, Q2 2016, Q2 2017, Q2 2018
 Source: ShoppingTomorrow (Consumer) Research 2016, 2017, 2018
 Source: Shopping 2020
 © GfK November 2018 | Shopping Tomorrow 2018

Base: all consumers, n=1.004);
 All experts, n=91

Consumers expect the largest relative growth to happen within food/nearfood, telecom and household electronics; Experts expect the largest growth within telecom and consumer electronics

Average expected online share in value in 2023 per product category



Question: What share of your total spending in product category X do you expect to spend online in 5 years?

* Source: GfK Thuiswinkel Markt Monitor Q2 2018

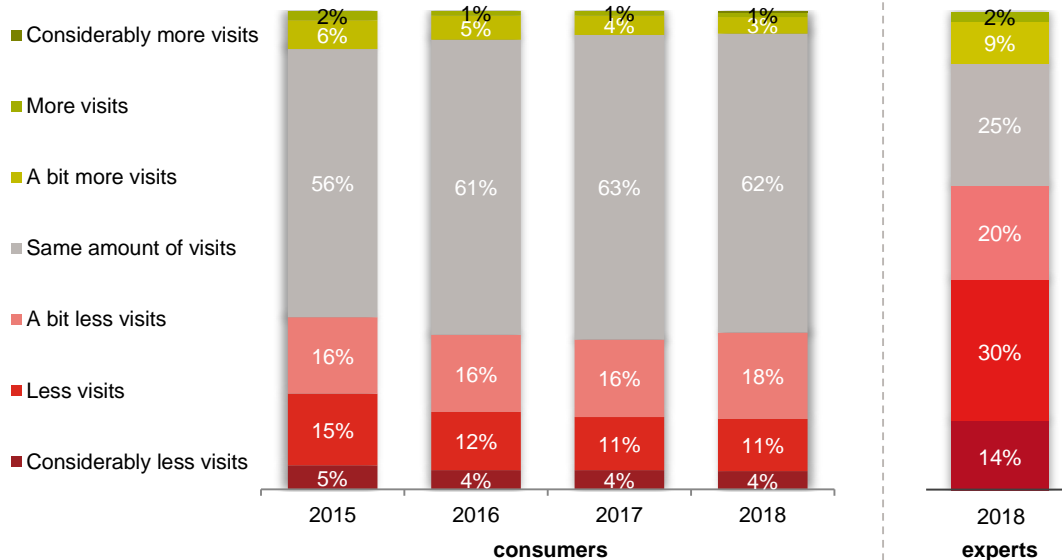
** Source: GfK ShoppingTomorrow Research 2018

© GfK November 2018 | Shopping Tomorrow 2018

Base: all experts, n=91
Base: all consumers, n=1.004

Most consumers expect their number of visits to a city center to stabilize; Experts are more negative and think 64% of consumers will visit a city center less often in 5 years

Expected number of visits to city centers in 5 years



Consumers: Do you expect to pay more or less visits to city centers for shopping in 5 years (on a yearly basis)?
Experts: Do you think that, in five years, the Dutch consumer will visit a city centre to shop less often, as often as or more often than they do now on an annual basis?

Base: all experts, n=91
 Base: all consumers n=1.004

Almost three quarter of consumers will visit a store more often if it's inexpensive and easily accessible

I visit a store or shopping area more often if ...




74%



... it's inexpensive and easily accessible


... it's located near other interesting destinations such as shops, restaurants, cultural attractions



55%



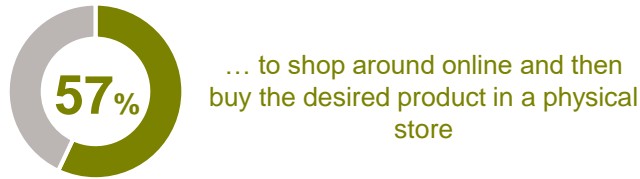
39%



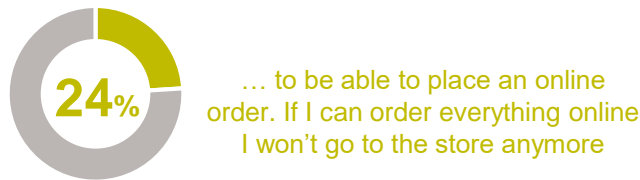
... I had more time

More than half of consumers shop around online and then buy the desired product in a physical store; Electronics are looked up online most before visiting a store

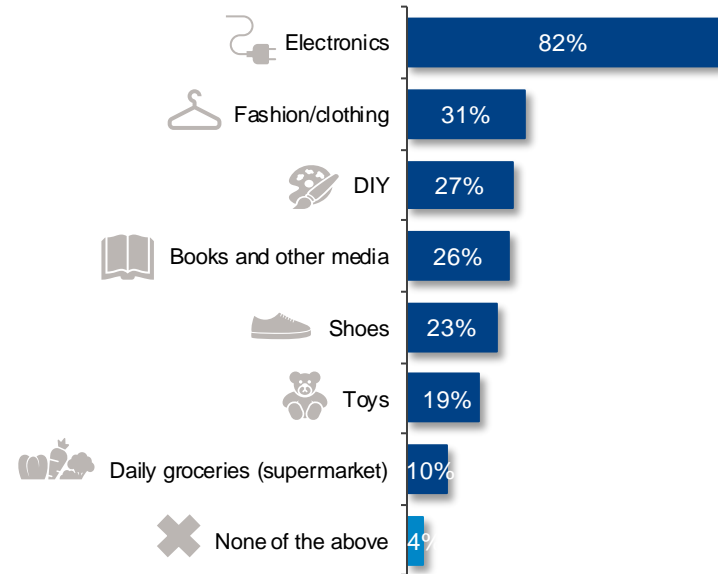
When buying products, I think it's generally important...



... to order from a website which has a store located nearby



Online orientation before visiting a store



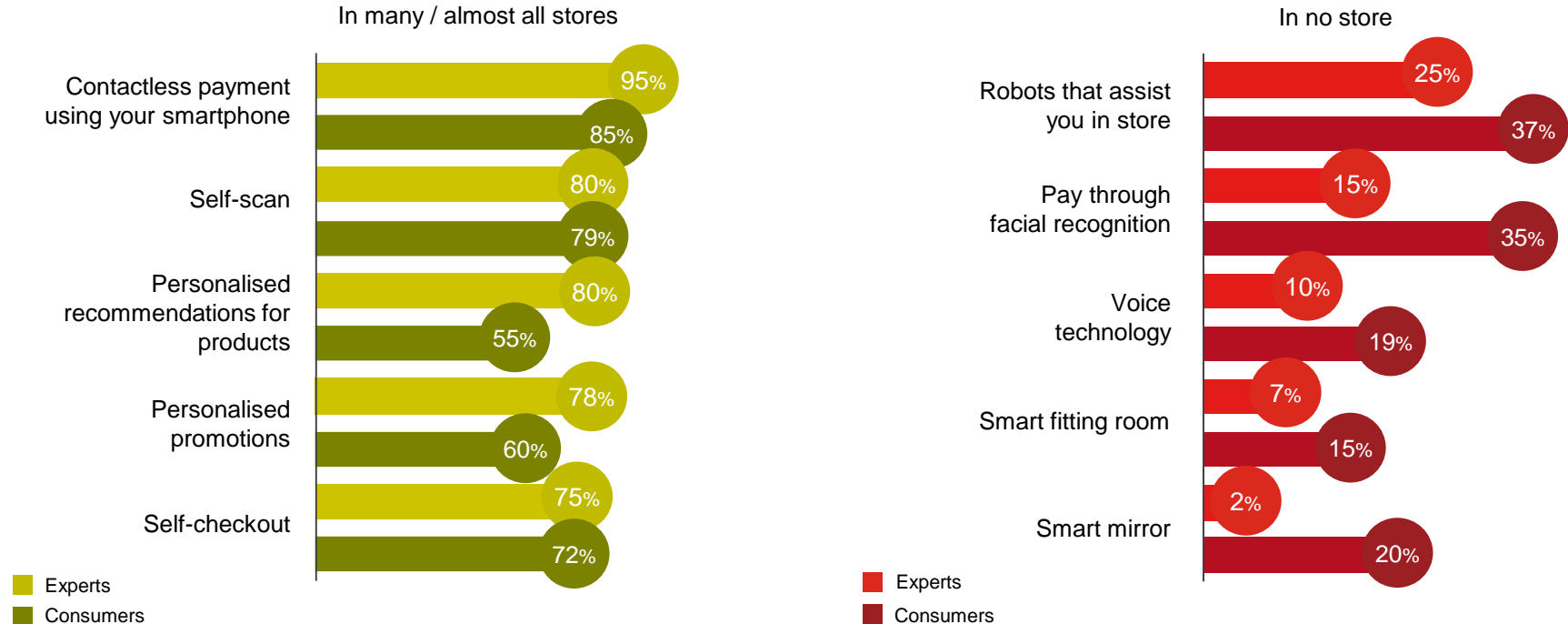
Consumers: When buying products, I think it's generally important... (% (totally) agree)
 Consumers: Which product groups do you look up online before visiting a store?

Base: all consumers (n=503)
 consumers who look up information before shopping (n=475)

Both consumers and experts expect contactless payment and self-scan to be in most stores in five years; Robots and payment by facial recognition are least promising



Technologies available in the Dutch retail landscape in 2023



Consumers / experts: To what extent do you think that we will see each of the following technologies in the Dutch retail landscape in 2023

Base: all experts, n=91
Base: all consumers n=1.004

More than half of both consumers and experts expect a large part of purchases will take place through new sales channels (such as voice assistants) in 2023



Not likely		Likelihood of the following scenarios	Likely	
12%	1%	Buying and selling in online shops outside of the Netherlands. Cross border e-commerce will happen more frequently	88%	99%
23%	9%	In 2023, consumers will always see a personalised range of products and services while shopping	77%	91%
27%	21%	In 2023, there will only be a few major players/ (online) stores per sector (market concentration)	73%	79%
29%	29%	In 2023, there will no longer be any difference between stores and online shops, instead the two channels will collaborate fully as one single sales channel	71%	71%
25%	31%	In 2023, sustainability and corporate social responsibility will be a standard that every online store takes into consideration	75%	69%
22%	40%	In 2023, stores and online shops will mainly respond to the wishes of the new generation of shoppers (Generation Z, born after 1995)	78%	60%
45%	44%	In 2023, a large part of all purchases will take place through new sales channels (such as through voice assistants)	55%	56%

■ Consumers ■ Experts

■ Consumers ■ Experts

Consumers / experts: To what extent do you consider each of the following scenarios (un)likely in 2023?

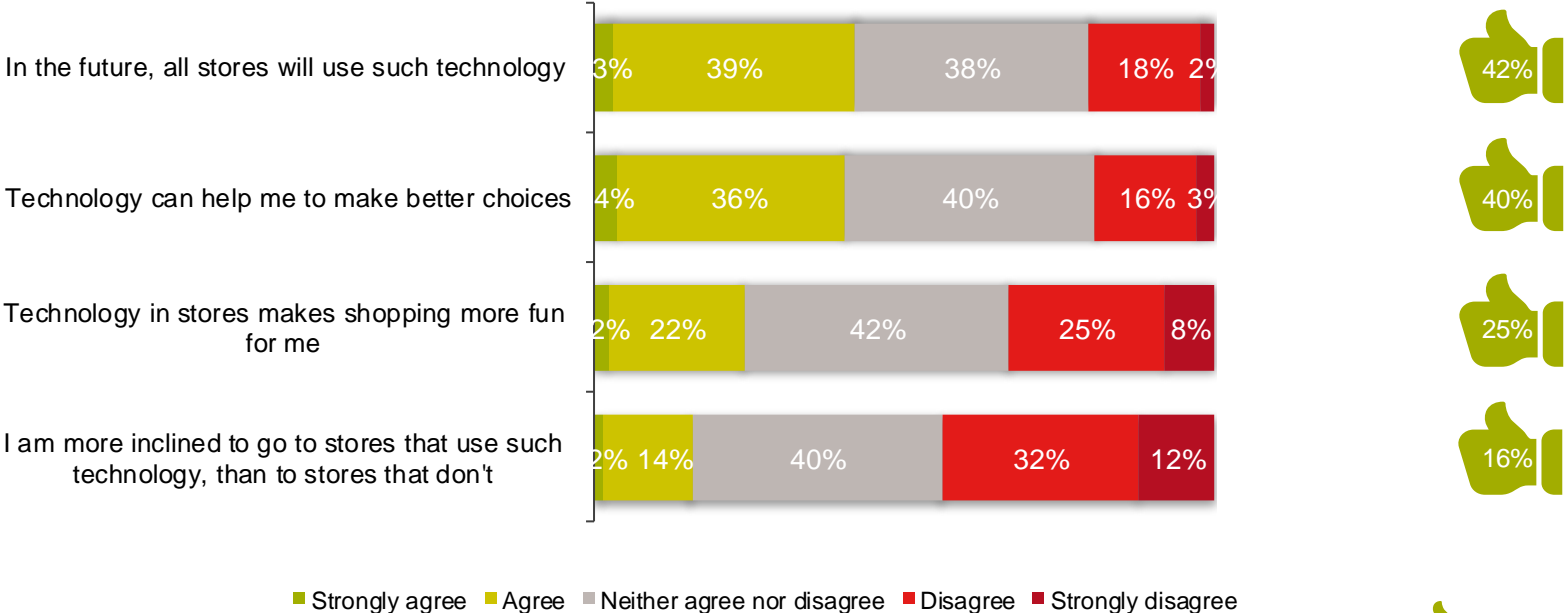
* Bottom 2 on a 4-point scale / ** Top 2 on a 4-point scale

Base: all experts, n=91

Base: all consumers n=1.004

4 out of 10 consumers think technology can help them to make better choices

New technologies in stores



= % (Strongly) agree

Consumers: The following statements are about new technology in stores. To what extent do you agree with the following statements?

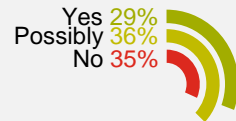
Base: all consumers n=1.004

Almost two third of consumers want to be recognized when they make a return visit relating to warranty and/or after services

Personal recognition as a consumer

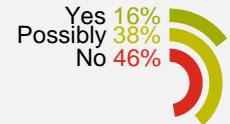
65%

I want to be recognized if I make a return visit relating to warranty and/or after services for example



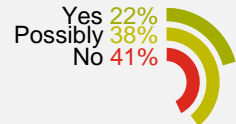
54%

I want to be recognized when I receive relevant personal offers



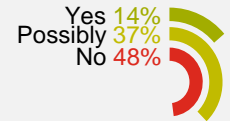
59%

I want to be recognized when I come to collect a purchase (click & collect)



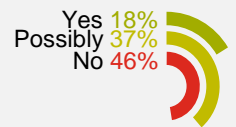
52%

I want to be recognized if I need advice on a product and/or service



54%

I want to be recognized if that makes the checkout process and the purchase payment process easier and quicker



46%

I want to be recognized when I come to make a specific purchase



More than three quarter of consumers have ever bought through an online marketplace; main reason is a lower price

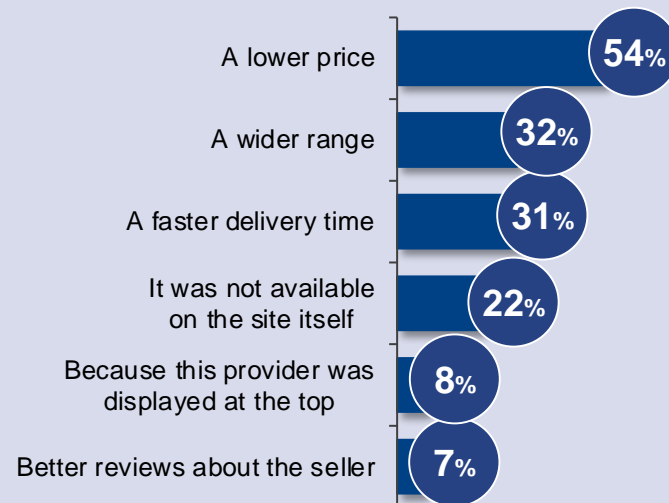
Have you ever bought products through an online marketplace from another company than the marketplace itself?



10% haven't bought through online marketplace

14% has no idea or isn't aware of this

Main reason for purchasing from another seller on an online marketplace



Consumers: Do you ever buy products through an online marketplace (e.g. bol.com, Amazon) from a seller other than the site itself?

Consumers: What is your main reason for purchasing from another seller on an online marketplace?

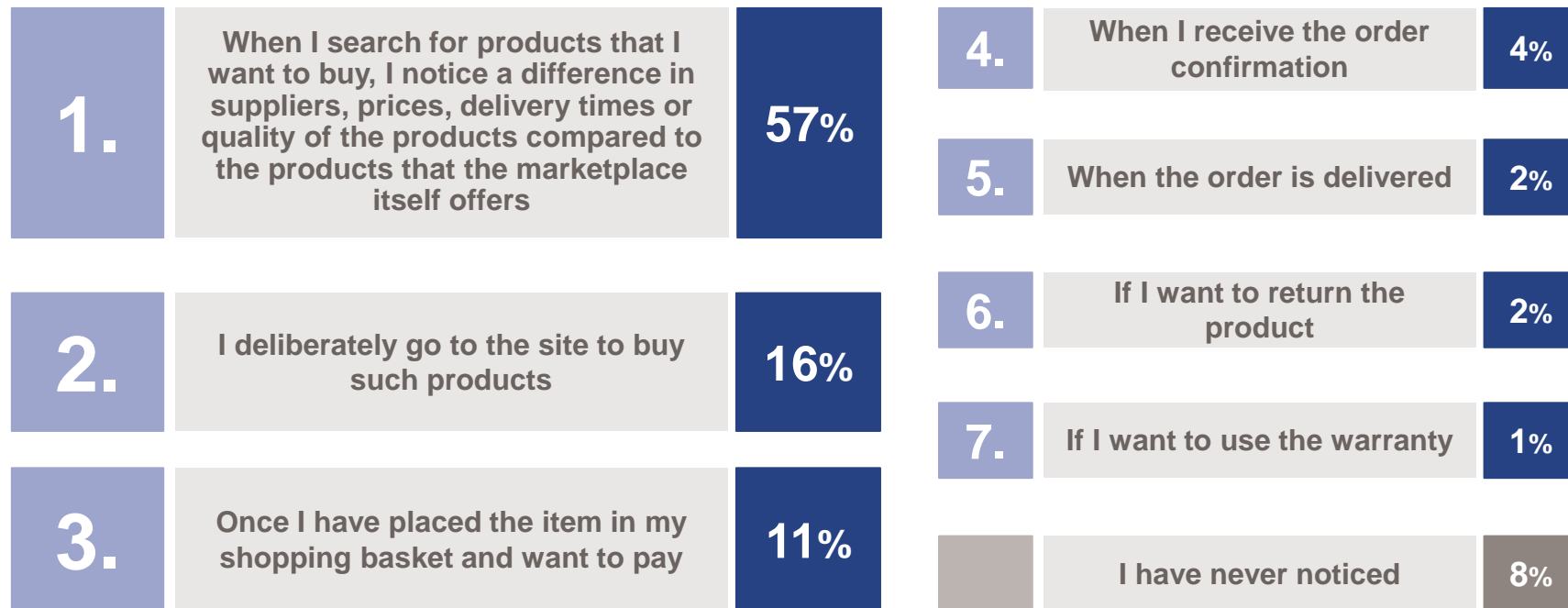
© GfK November 2018 | Shopping Tomorrow 2018

Base: sometimes makes online purchases n=458

Base: buys through online marketplace n=349

In most cases, sale by a third party is noted because of differences in suppliers, prices, delivery times or quality

Point of discovering a product is being sold through a third party



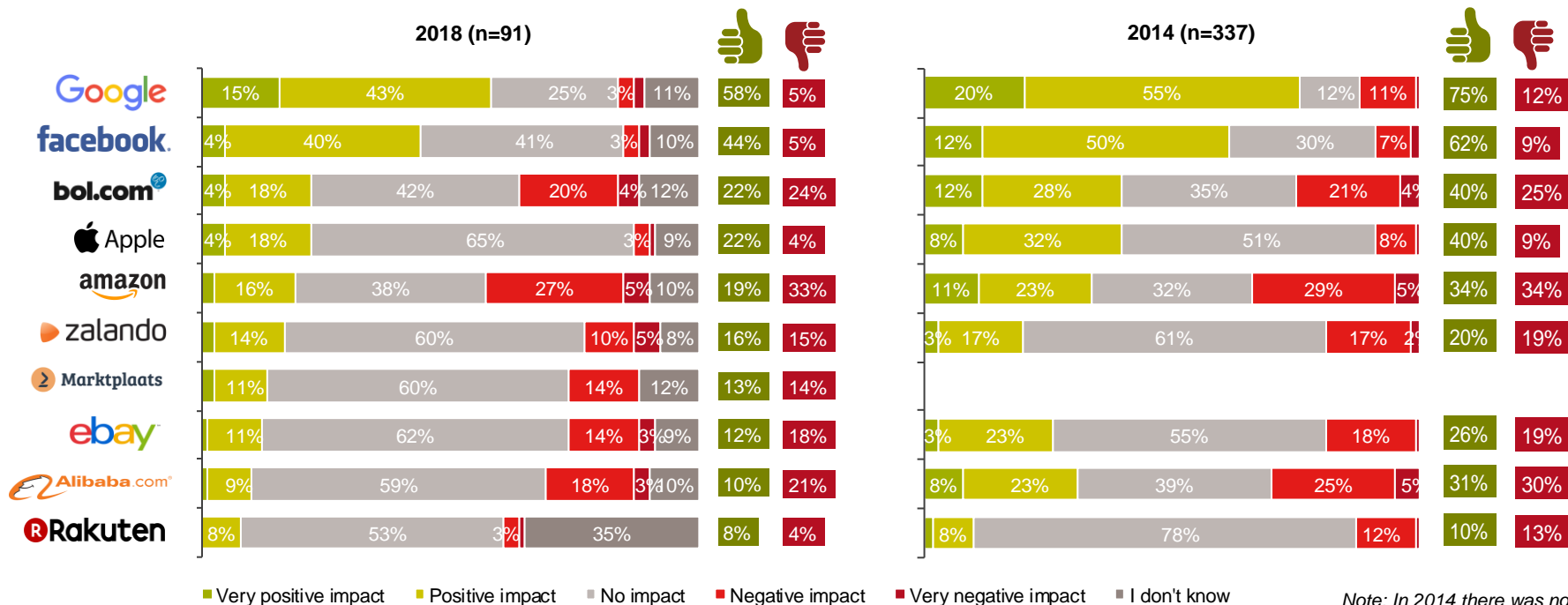
Consumers: At what point do you realize that products are being sold through a third party on such an online marketplace?

Base: buys through online marketplace n=349

Experts expect Google and Facebook to have (very) positive impact on their market position, while Amazon, Bol.com and Alibaba will have (very) negative impact



Effect on market position



Note: In 2014 there was no option 'don't know'.

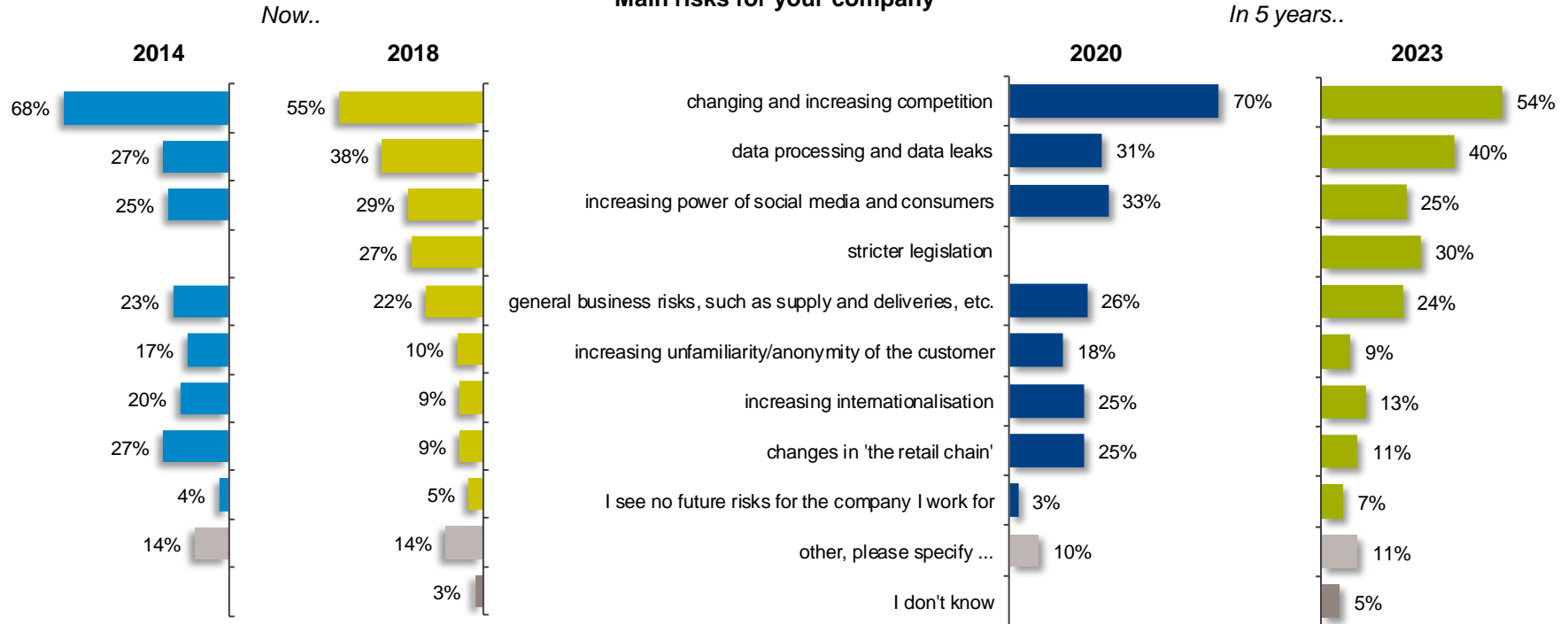
Base: all experts, n=91

Experts: How do the following players affect your company's market position?

Data processing and data leaks are seen as a main risk more often, while increasing internationalisation and changes in 'the retail chain' are mentioned less often.



Main risks for your company



Experts: Which of the following statements do you currently see as the main risks for the company you work at? Select the three answers that are the greatest risk in your opinion. Risks relating to...

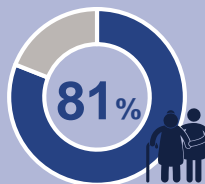
Experts: Which of the following statements do you think will pose the greatest risks for the company you work for in the next five years? Select the three answers that in your opinion will pose the greatest risk. Risks relating to..

Base: all experts, n=91

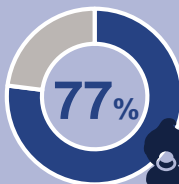
Experts think ageing will have most impact on the Dutch retail sector in 5 years' time, followed by a new generation of shoppers (gen Z)

Top 3

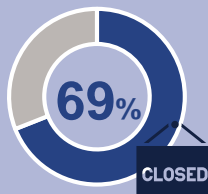
1. Ageing



2. Emergence of a new generation shoppers



3. Shortages on the labour market



CLOSED

Impact of developments in Dutch society in five years (% significant/ reasonable impact)

4.	Urbanisation	65%
5.	Smaller households	55%
6.	Increase in population	48%
7.	Increased diversity in cultures	46%
8.	Climate change	45%

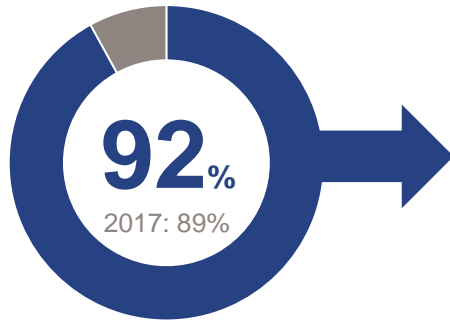
Experts: We are seeing various developments in Dutch society. To what extent do you think these developments will affect the Dutch retail sector in 5 years' time (in 2023)?



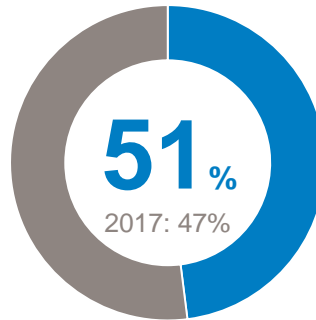
Mobile Commerce:
it's all about mobile

Half of all online buyers uses their mobile phone to shop online

Mobile shopping




of the **total Dutch population** (15+) **shopped online** past year



of **all online buyers** (15+) **use their mobile phone** to shop online

In five years, **40%** of all **mobile shoppers** expect to make the majority of their online purchases using a smartphone

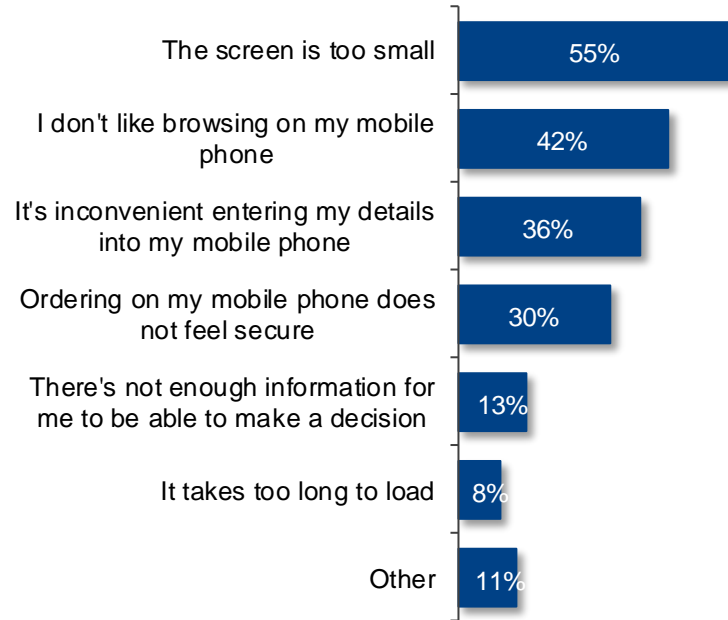
84% of all **experts** think the majority of online purchases will be placed through a smart phone in 2023



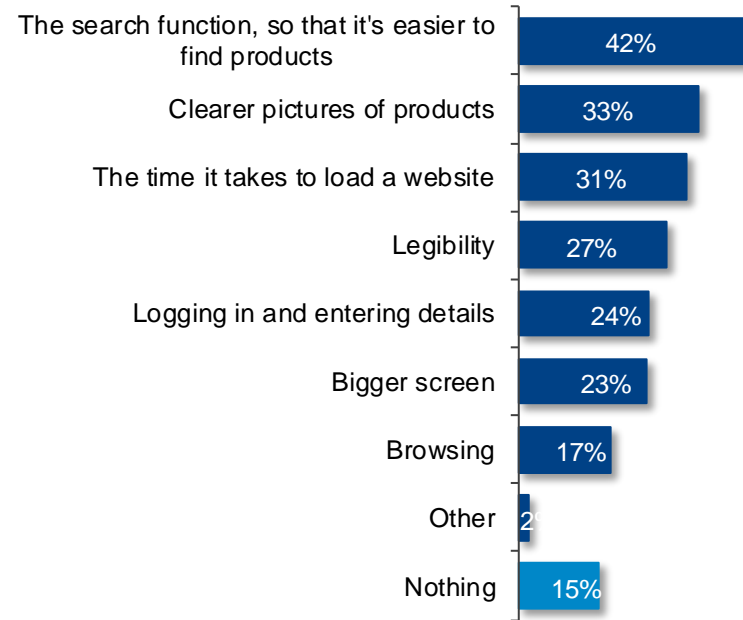
Main reason for not shopping via a mobile website is the screen size, but this is not the most mentioned improvement; Most consumers want a better search function to find products



Reasons for not making online purchases through a mobile website



Improvements in terms of online shopping when using a smartphone



Consumers: What are your reasons for not making online purchases through a mobile website (not a app) on your smartphone?

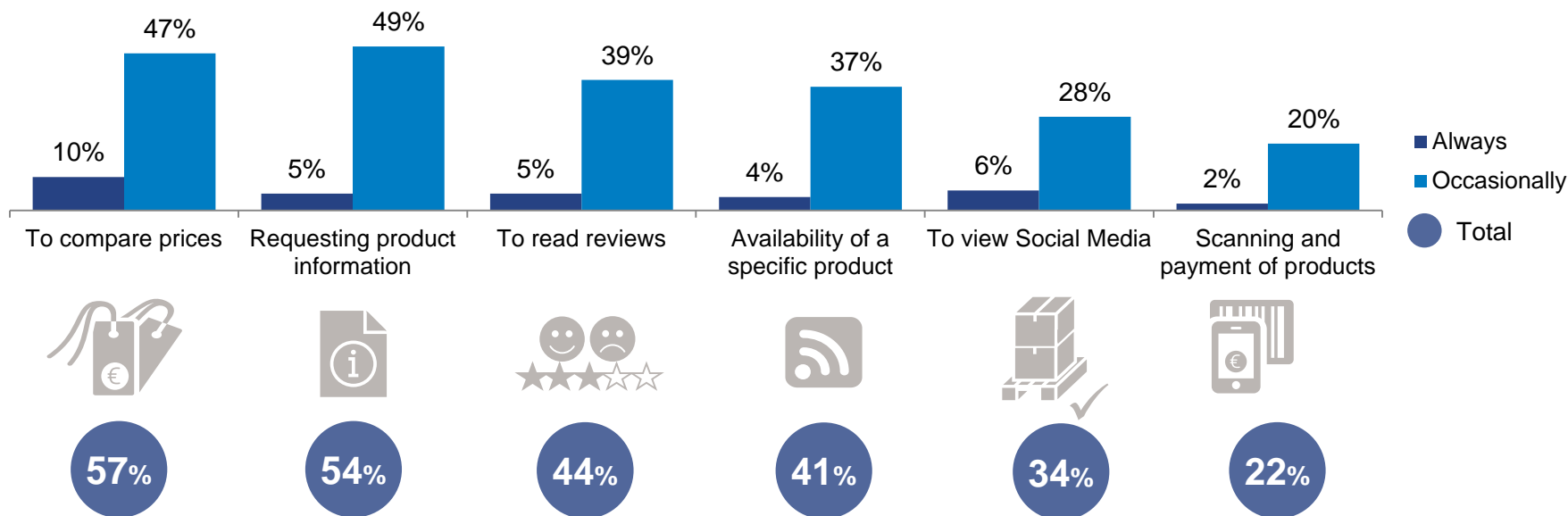
Consumers: What could be improved in terms of online shopping when using your smartphone?

© GfK November 2018 | Shopping Tomorrow 2018

Base: Sometimes makes online purchase, n=913

Smartphone is most used in-store to compare prices or request product information

Use of smartphone in a (physical) store



Consumers: Do you use your smartphone in a (physical) store for the following purposes?




Cross border shopping: A whole new world?

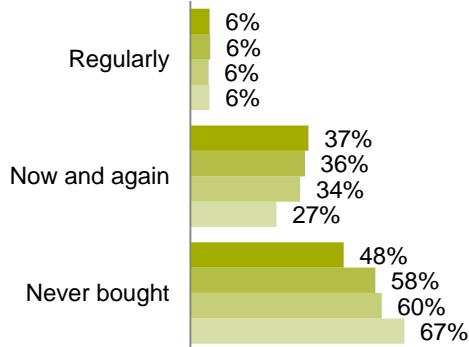
Shopping at Asian webshops has increased again; More than half of consumers have ever bought at an Asian webshop (53%)

Purchases from cross border webshops

Penetration online shops



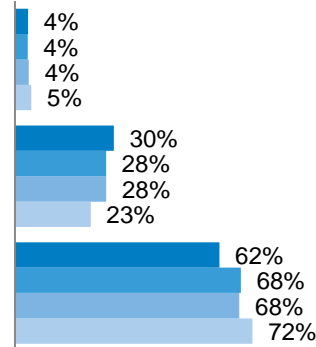
European online shops



36% of those that haven't bought at **European crossborder webshops** yet, expect to have done so in 2023



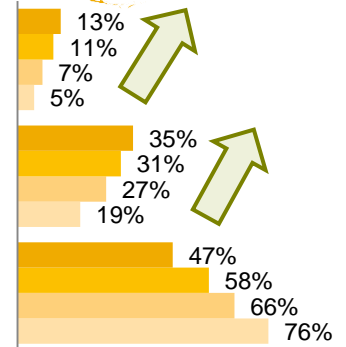
American online shops



32% of those that haven't bought at **US crossborder webshops** yet, expect to have done so in 2023



Asian online shops



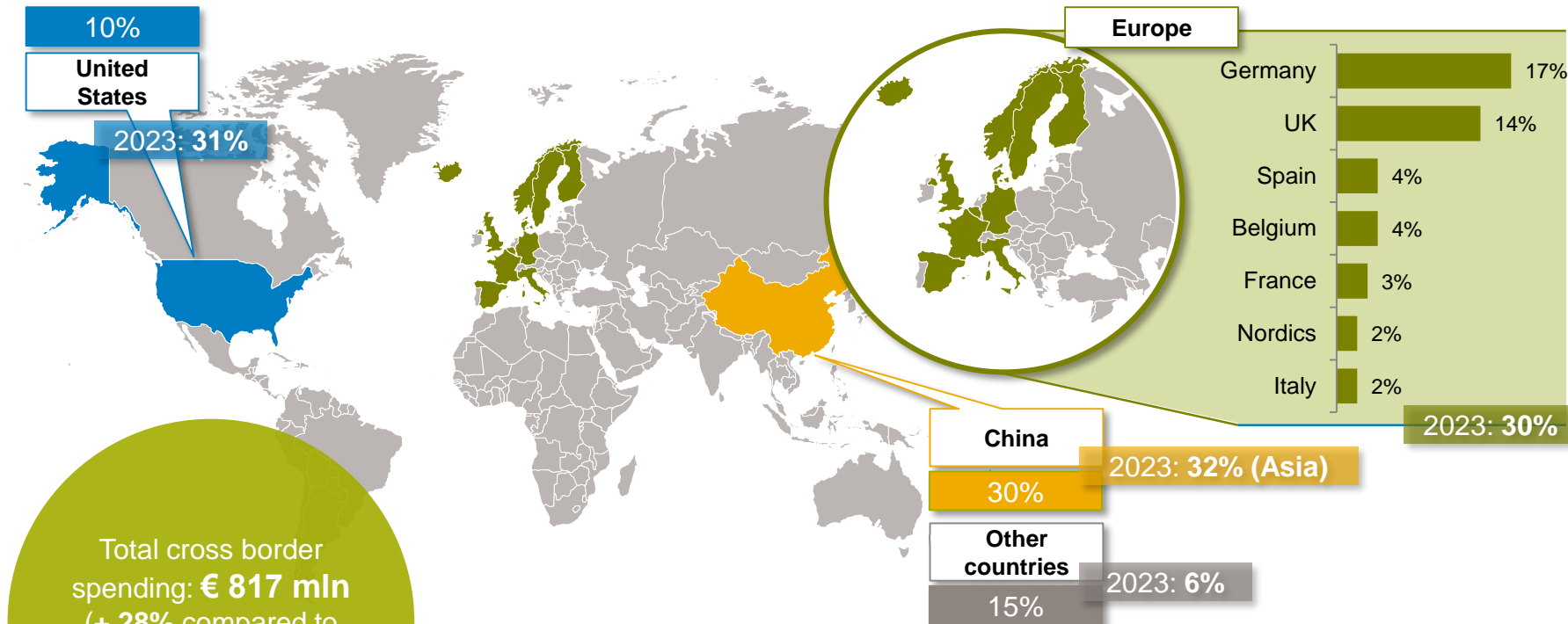
30% of those that haven't bought at **Asian crossborder webshops** yet, expect to have done so in 2023

Consumers: Have you ever made one or more purchases at an online shop(s) in the following continents?
 Consumers: In five years' time, do you expect to have made one or more purchases from an online shop(s) in the following continents?
 © GfK November 2018 | Shopping Tomorrow 2018

Base: all consumers n=1.004
 Base: all respondents who currently haven't bought cross-border

29% of the Dutch population (15+) bought via foreign webshops in 2017, accounting for € 817 mln; experts expect online spending in both United States, Asia and Europe to be about 30% in 2023

Distribution of online spending cross-border (2017 vs. 2023)



Total cross border spending: € 817 mln (+ 28% compared to 2016)


Source: GfK Thuiswinkel Markt Monitor Q4 2017

Experts: What percentage of all online purchases by Dutch consumers do you think will come from foreign online shops in five years?

Base: all experts, n=91

Although cross border e-commerce is growing, more than half of total online spending in 2023 will be in Dutch webshops according to experts

% of total online spending in Dutch online shops in 2023



% of online sales to foreign customers in 2023



Experts: What percentage of all online purchases by Dutch consumers do you think will come from foreign online shops in five years?
Experts: What percentage of all online sales do you expect your company to send abroad in 5 years?

Base: all experts, n=91



Diving into the online
purchase journey:
about delivery & returns,
packaging &
sustainability, new
technologies



Reviews, information from comparison websites and product information are most looked up information before shopping

Information sources used before shopping



Consumers: If you go online to look up information before shopping, which of the following information sources do you use?

© GfK November 2018 | Shopping Tomorrow 2018

Base: all consumers n=503

Most consumers never have problems with ordering products or services online or with the legibility of information on a website

Problems with ordering products or services online



65%

has never experienced problems

25%

ultimately succeeded on the same website



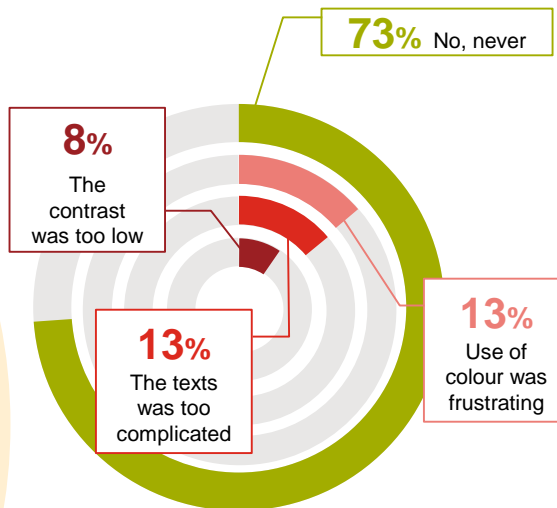
6%

tried a different website and it eventually worked

4%

tried but ultimately it was not successful

Problems with the legibility of information on a website



Importance of Dutch subtitles in an online video



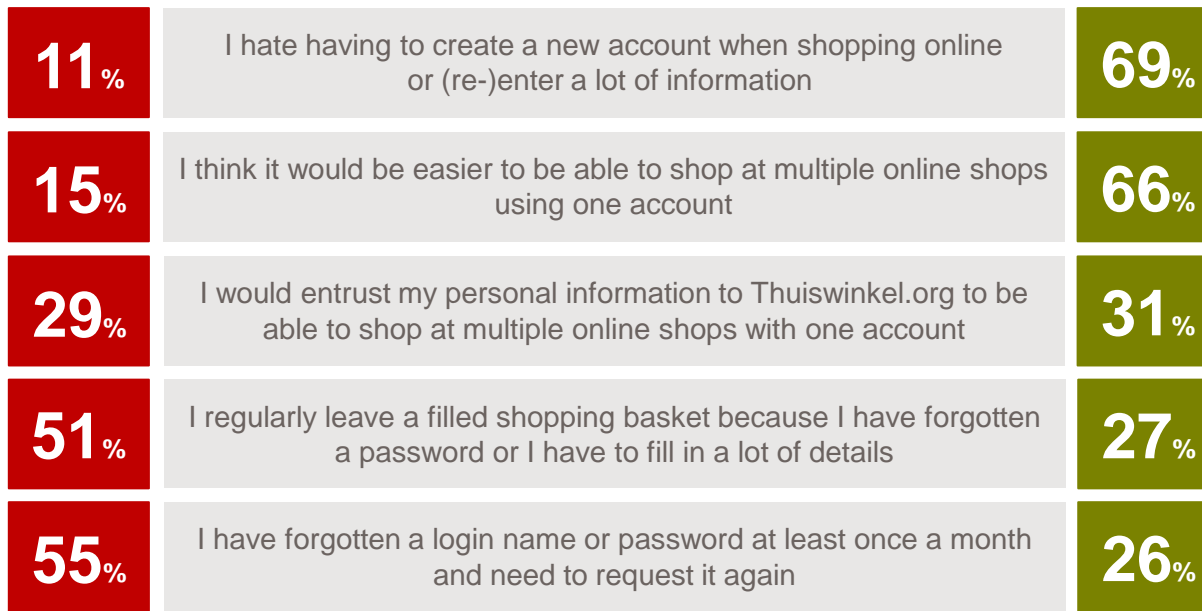
Consumers: Have you experienced any problems in the past year when online ordering products or services through a website?

Consumers: Have you, in the past year, ever had problems with the legibility of information on a website?

Consumers: I think subtitles in an online video in Dutch are:

Two third of consumers prefer the use of one account to shop at multiple online shops

Statements about accounts and passwords



■ = % (Strongly) agree
■ = % (Strongly) disagree

Consumers: To what extent do you agree with the following statements?

© GfK November 2018 | Shopping Tomorrow 2018

Base: sometimes makes online purchases n=455

2 out of 10 consumers do not buy products online when they have to prove their identity

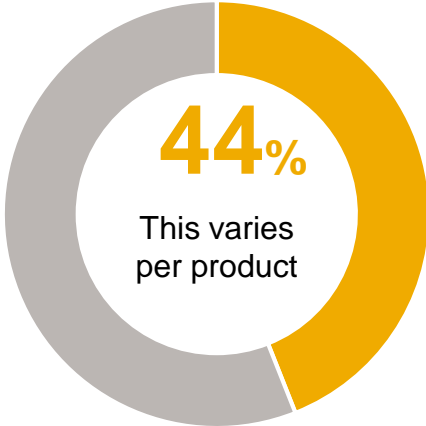
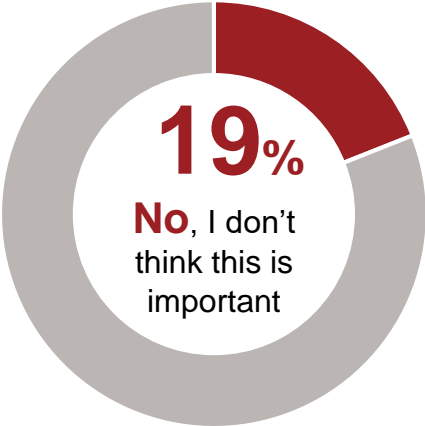
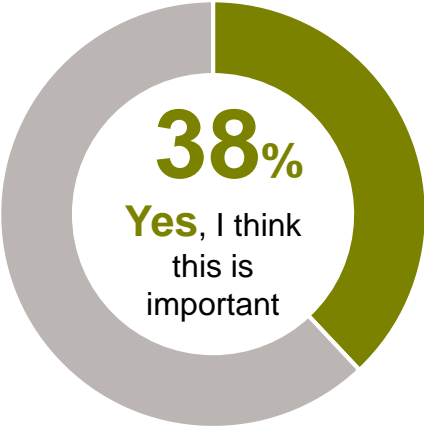
Worries about privacy when proving your identity



Consumers: For some purchases it is necessary (also online) to prove your identity, such as when purchasing alcohol (18+). Do you regard this as an obstacle to buying such products?

The importance of product tracing varies per product

Product tracing



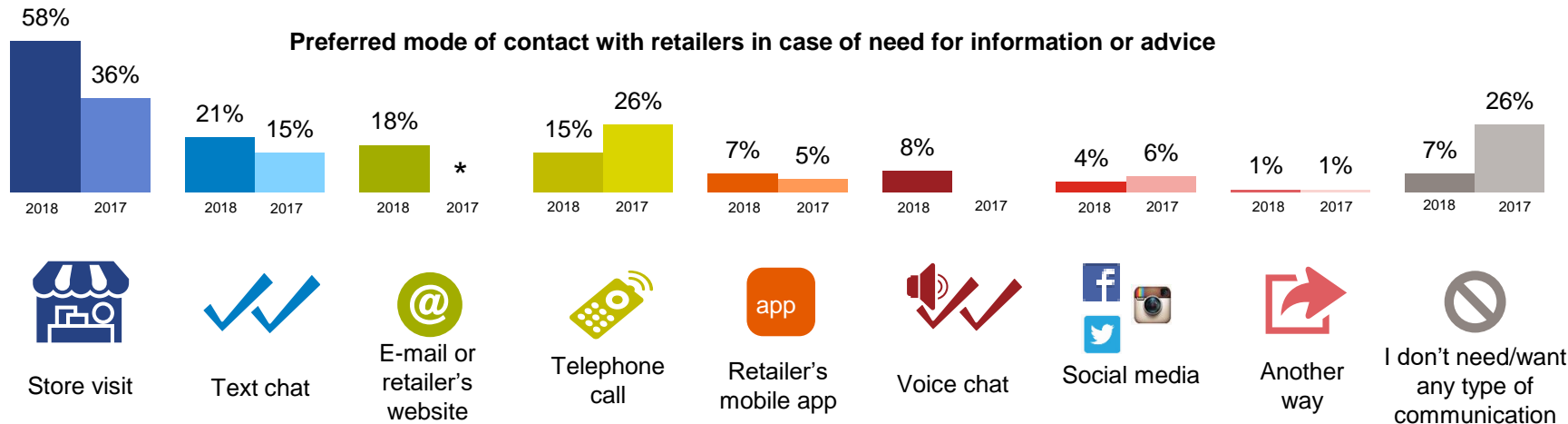
Consumers: Is it an important consideration when purchasing a product to be able to trace where the product came from and exactly what's in it?

When in need of advice, a visit to a store is the most preferred mode of contact; even more than last year

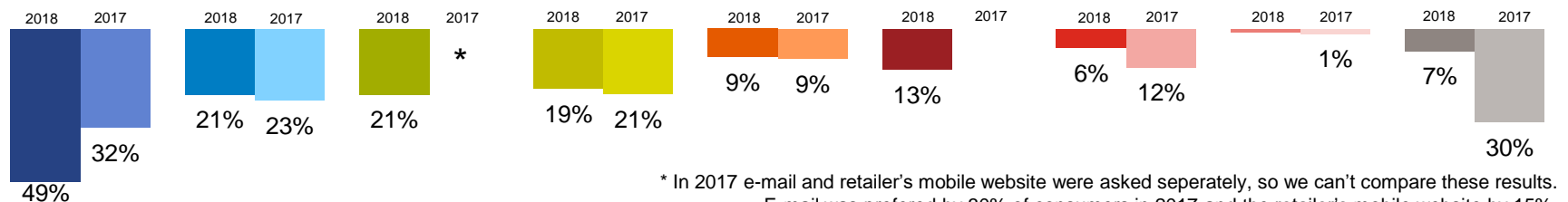


All

Preferred mode of contact with retailers in case of need for information or advice



14-34



* In 2017 e-mail and retailer's mobile website were asked separately, so we can't compare these results. E-mail was preferred by 30% of consumers in 2017 and the retailer's mobile website by 15%.

Consumers: Imagine you want to buy a product or service and you need advice. Think of clothing, a desk lamp, a sleeping bag or a camera. What type of communication would you prefer to have with the provider?

Base: all consumers n=503

71% of customers think it's acceptable to be addressed by a chatbot when contacting customer services at an online shop

Customer contact by a chatbot is ...

32%

Fine to answer a few questions first but after that I would speak to an employee

29%

Unacceptable, I would stop this form of communication immediately

17%


Fine but I would want to be in control of when to switch to an employee

10%

Fine but I would want to be made aware

6%

Fine and I don't need to know



Most preferred options to be helped by a chatbot are placing an order and handling the payment

Options happy to be assisted by a chatbot



Consumers: When making a purchase, would you be happy to be helped by a chatbot for the following options?

Base: accepts the use of chatbot; n=315

Consumers prefer to choose a specific delivery time themselves; only 42% think a quick delivery is important

Delivery preferences

80%

Choose a specific delivery time yourself



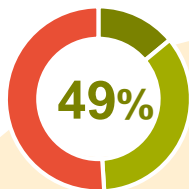
44%

To be able to choose a CO2 emission friendly delivery service



42%

Quick delivery



49% of consumers is willing to pay extra for return to offset CO₂ emission

■ Max. 2 euros ■ Max. 1 euro ■ No

Consumers: We would like to hear your opinion about the delivery of products ordered online. How important are the following options to you?
Consumers: Are you willing to pay a little extra for a return to offset the CO₂ emissions?

Base: sometimes makes online purchases n=458

Almost half of consumers would be happy with a once-a-week delivery if it's better for the environment

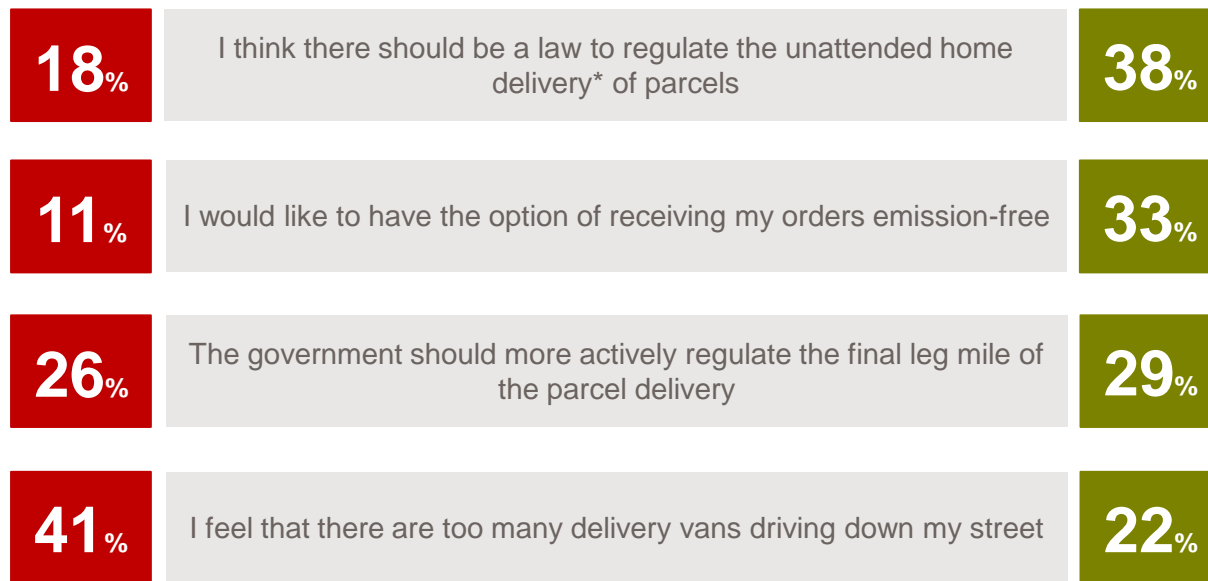
46%

Would be happy with a once-a-week delivery if it's better for the environment

30%

disagreed

Statements about delivery options



* The package is not accepted in person but for example is delivered through the letterbox

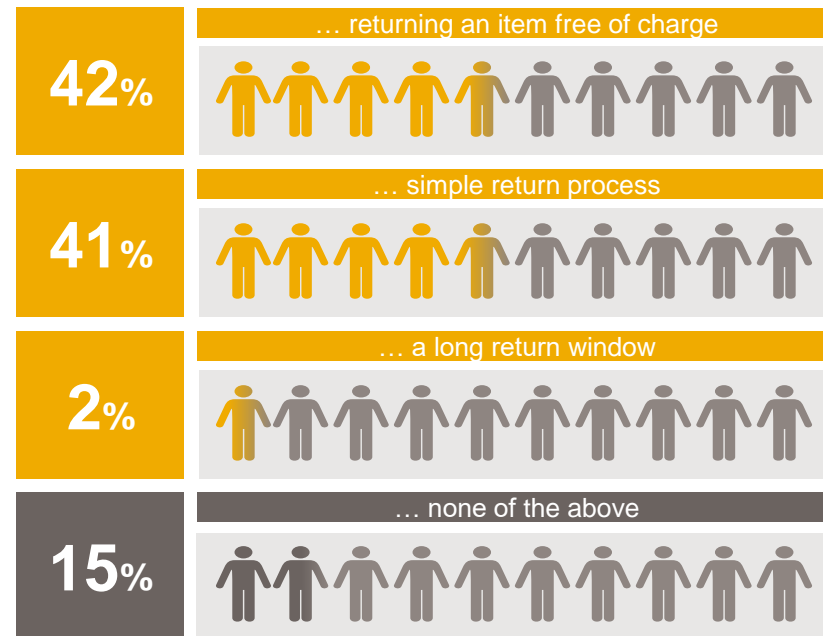
Cost and ease of returning an item are most important considerations when returning an order, both in general and from a foreign online shop

Most important consideration when returning an order

In general



From a foreign online shop



Consumers: What is the most important consideration for you when returning an online order?

Consumers: If you buy something from a foreign online shop, what is most important to you with regard to the return process?

Base: sometimes makes online purchases n=458

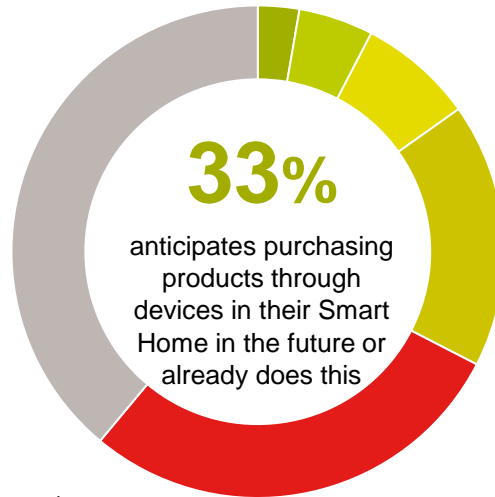


Category specific insights



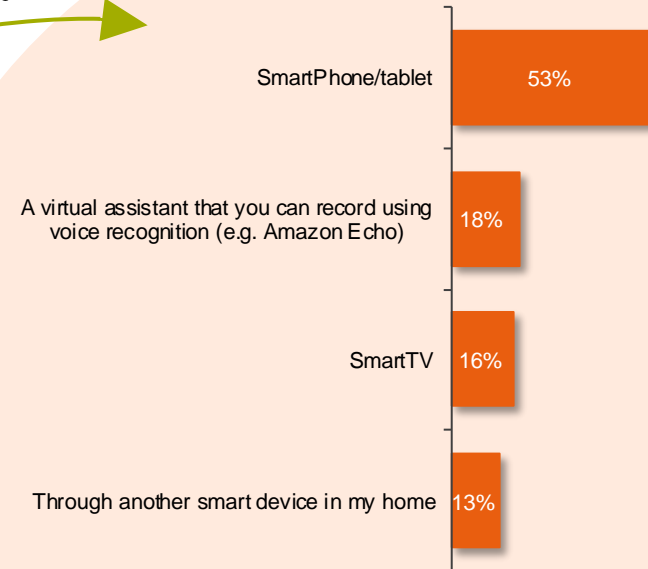
One third of consumers anticipate purchasing products through devices in their Smart Home in the future of already do this, especially through a smartphone or tablet

Use and possession of Smart Home-related devices



- Yes, I already do this
- Yes, within 1 to 3 years
- Yes, within 3 to 5 years
- Yes, but only in 5 years' time or later
- I don't anticipate ever buying products through my Smart Home devices
- I don't know

Device intended to use



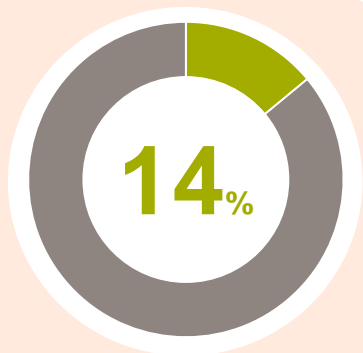
Consumers: Do you anticipate purchasing products through devices in your Smart Home in the future?
Consumers: Through which device do you anticipate making a purchase?

Base: all consumers n=503
Base: intent to use n=149

More than half of consumers is concerned about their privacy if they buy products through Smart Home-related devices



Safety of Smart Home-devices

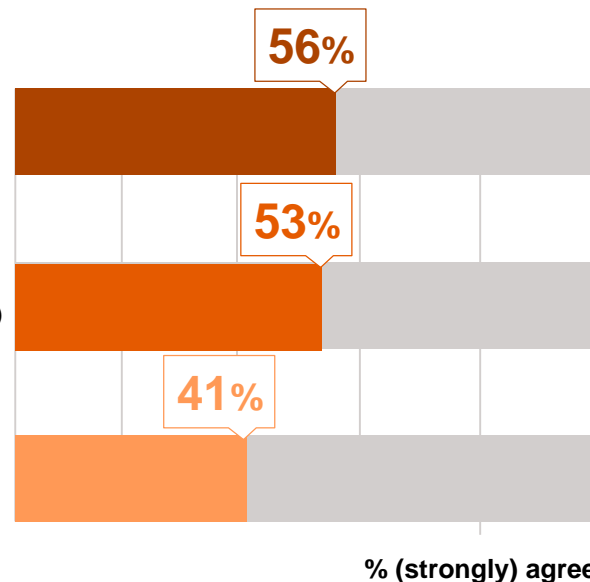


of the consumers have a Smart Home-related device that can be used to make purchases

I would be concerned about my privacy if I were to buy products through this type of (Smart Home-related) devices

I'm not sure if it's safe to buy products through this type of (Smart Home-related) devices

I think it is too expensive to buy products through this type of (Smart Home-related) devices



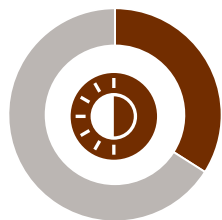
Consumers: Are you in possession of a Smart Home-related device that you can currently use to make purchases
Consumers: To what extent do you agree with the following statements? *(strongly) agree

Base: all consumers n=503

Energy (through a smart meter) and groceries (through a smart refrigerator) are most likely to be purchased through Smart Home devices

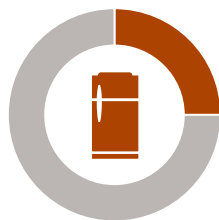


Products liked to be purchased through Smart Home-devices



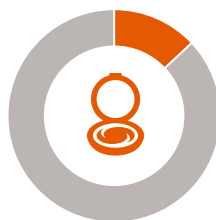
34%

Energy through a smart meter



25%

Shopping through a smart refrigerator



13%

Clothing through a smart mirror



4%

Travel insurance through a voice-operated virtual assistant



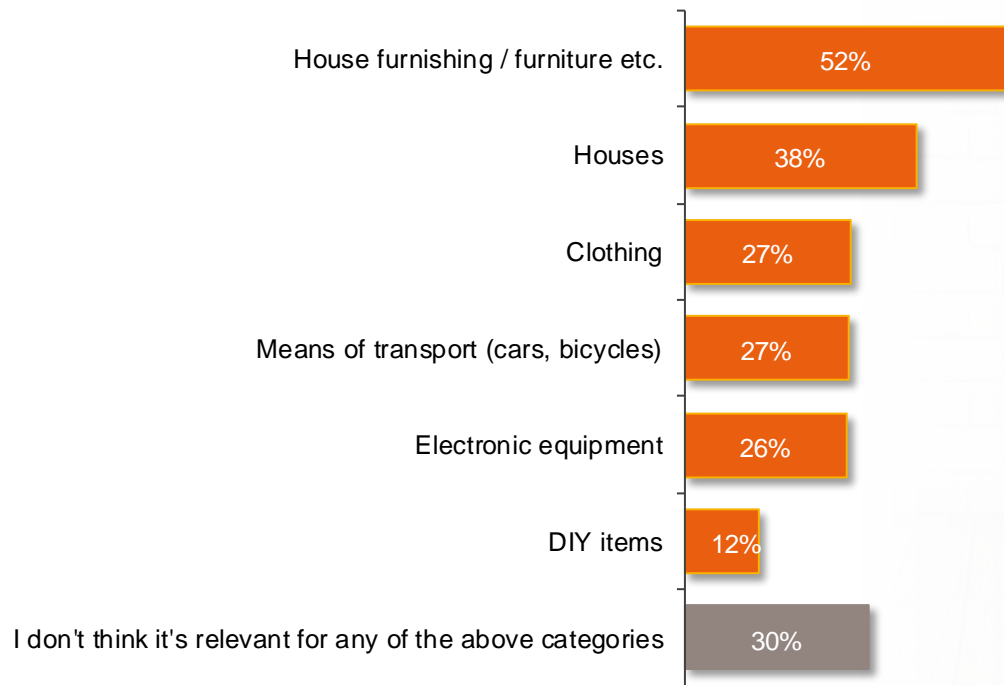
52%

None of these

A 3D representation is most relevant in the purchase process of house furnishing and furniture



Relevant 3D representation



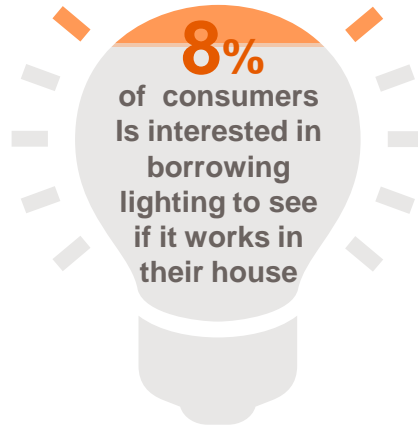
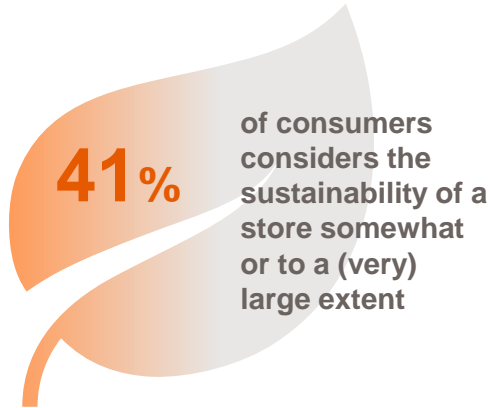
Consumers: For which product categories do you think a 3D representation of the product would be relevant in the purchase process?

Base: all consumers n=503

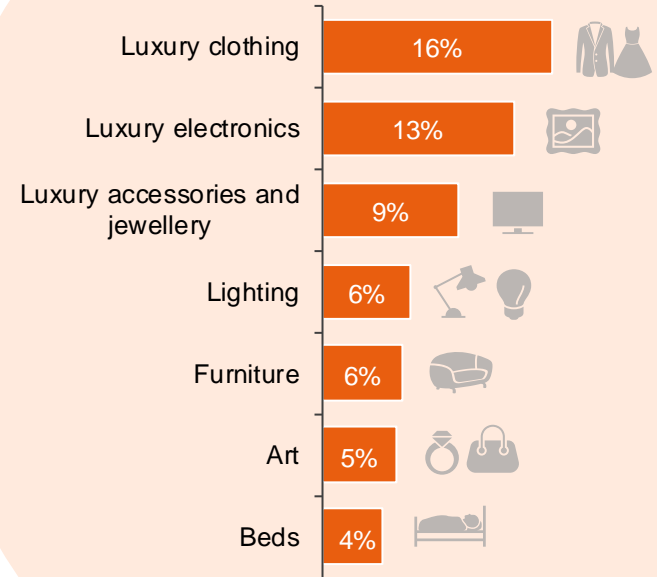


Consumers are most interested in leasing luxury products (clothing, electronics and accessories & jewellery)

Considering sustainability



Interest in leasing rather than purchasing



Consumers: When purchasing a product, to what extent do you consider the sustainability of the store you bought it from?

Consumers: To what extent are you interested in leasing the following products rather than purchasing them yourself?

Consumers: To what extent would you be interested in using lighting for your home in this way?

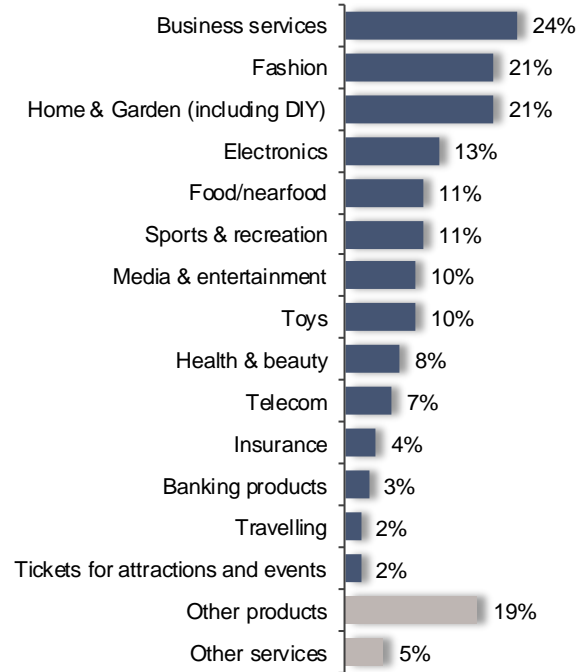
Base: all consumers n=503

3

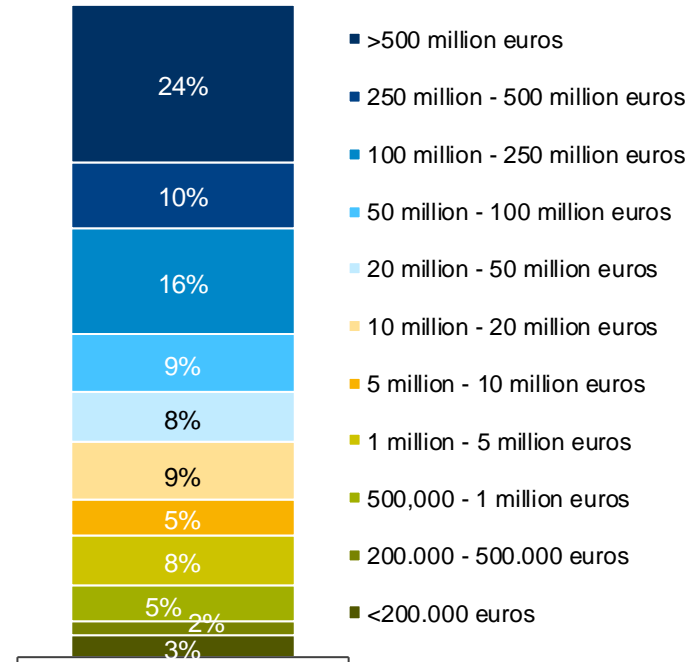
Appendix

Characteristics of the experts 1/2

Product area / services of the company



Turnover of the company (2017)



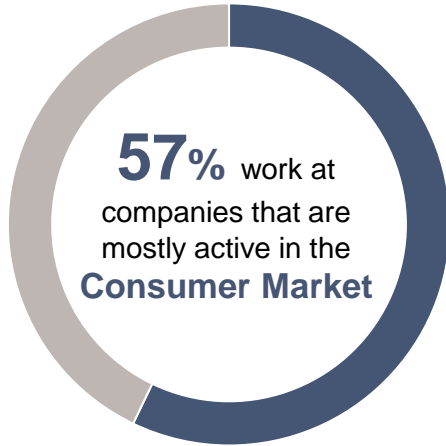
Experts: In which product areas/services is the company you work for involved?

Experts : What was the turnover of the company or organisation you work for in 2017? This is the total turnover, excluding VAT and rounded to whole euros.

Base: all experts n=91

Characteristics of the experts 2/2

Market in which company is active



43% work at companies that are mostly **Business to Business**

Online or physical stores



1% only physical **8%** only online

Selling physical products



S3: In which market is the company that you work for primarily active?

S4: Does the company you work for have stores?

S5: Does the company you work for sell physical products?

Base: all experts n=91

Base: all experts n=91

Base: has online and/or physical store n=46

Research design – Consumers

Research method



Quantitative online research (CAWI)



Survey consisted of 45 questions (questionnaire was split into two parts, respondents answered only half of the questionnaire)



Topics covered in the survey: future buying behavior, crossborder shopping, delivery and return, privacy

Fieldwork



October, 11 – October, 22, 2018



Net sample: n = 1.004 respondents

Sample



GfK Online Panel



Dutch persons of 15 years and older.



The net sample is representative for the total Dutch population of 15 years and older, on the profile characteristics gender, age group, education and district.



Research design – Experts

Research method



Quantitative online research (CAWI)



Survey consisted of 17 questions



Topics covered in the survey: expected future shopping behavior, crossborder shopping, market places

Fieldwork



September 26, - October, 22, 2018



Net sample: n = 91 experts

Sample



Experts at the Expert groups 2018-2019 of ShoppingTomorrow



GfK Quality assurance



GfK offers high-quality products and services in the field of market research, based on techniques from the social sciences, both in qualitative and quantitative nature.

The quality is also guaranteed by external regulators.

- The study was conducted in accordance with GfK's quality system that is certified according to the standard of
 - ISO 9001:2015 (Standard for requirement for a quality management system)
 - ISO 20252:2012 (Standard for requirements for conducting market research) and
 - ISO 23632:2009 (Standard for access panels)
- On international level GfK is member of ICC/ESOMAR and endorses by the code of conduct of ESOMAR (European Society for Opinion and Market Research), see revised ICC/ESOMAR Code <http://www.esomar.org/index.php/codes-guidelines.html>.
- On local level GfK is member of MOA (Center for Information Based Decision Making & Marketing Research) and thus abides by the delivery and payment conditions of this professional organization. An outline of these MOA conditions is available on <http://www.moaweb.nl>.
- GfK follows the Code of conduct for market research and statistics, strictly acts in accordance with the law for the protection of personal information and is registered at the Autoriteit Persoonsgegevens (AP).

shopping
tomorrow



Questions?



Danny van den Burg

Retail Sales Lead

Danny.vandenBurg@gfk.com

+31 653194320

GfK Netherlands



Lisanne van Knippenberg

Research manager Consumer Insights

Lisanne.vanKnippenberg@gfk.com

+31 88 435 1612

GfK Netherlands

